

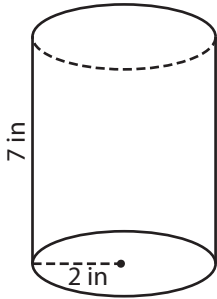
Name : _____

Surface Area - Cylinder

ES1

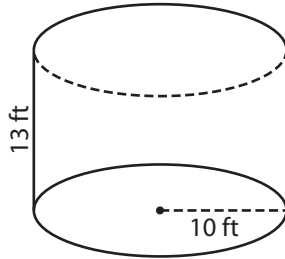
Find the surface area of each cylinder. (use $\pi = 3.14$)

1)



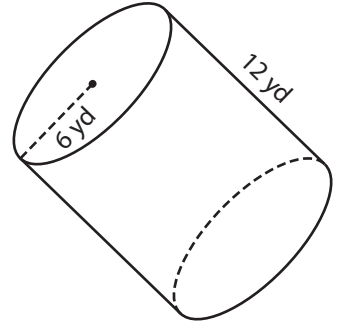
Surface Area = _____

2)



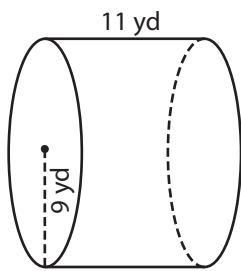
Surface Area = _____

3)



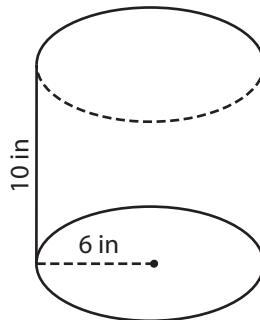
Surface Area = _____

4)



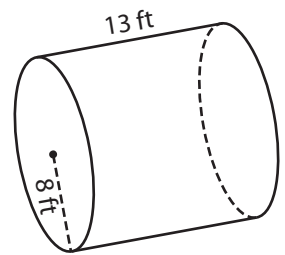
Surface Area = _____

5)



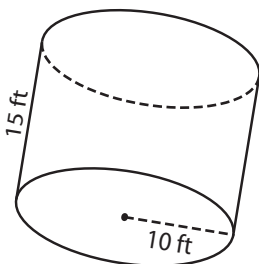
Surface Area = _____

6)



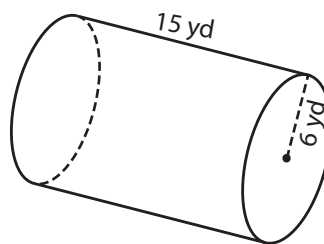
Surface Area = _____

7)



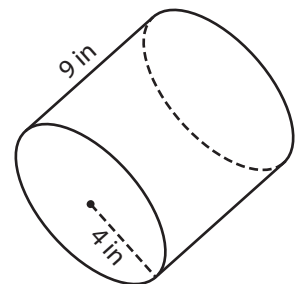
Surface Area = _____

8)



Surface Area = _____

9)



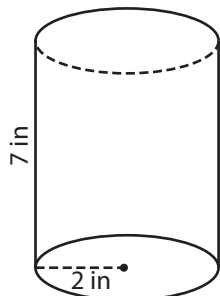
Surface Area = _____

Name : _____

Surface Area - Cylinder

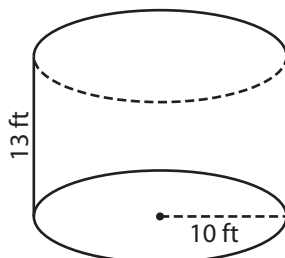
Find the surface area of each cylinder. (use $\pi = 3.14$)

1)



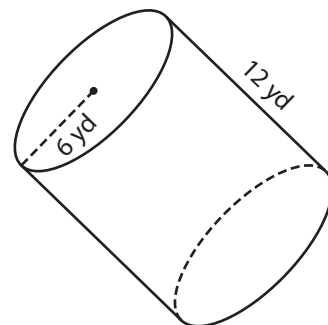
Surface Area = 113.04 in²

2)



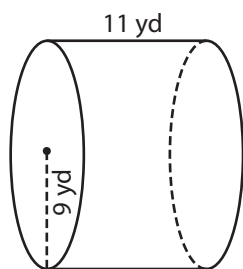
Surface Area = 1,444.4 ft²

3)



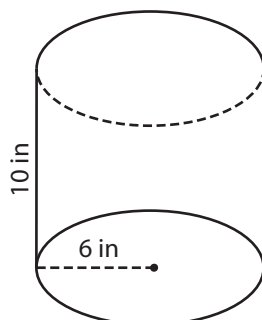
Surface Area = 678.24 yd²

4)



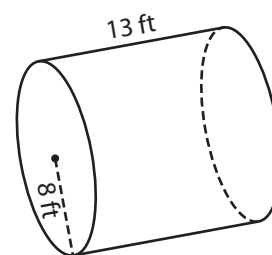
Surface Area = 1,130.4 yd²

5)



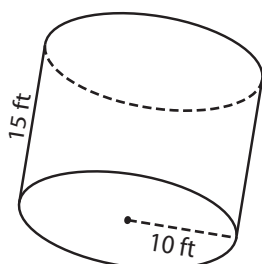
Surface Area = 602.88 in²

6)



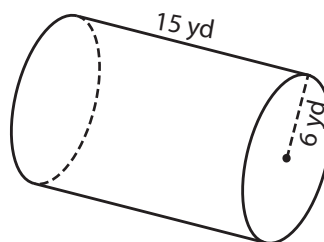
Surface Area = 1,055.04 ft²

7)



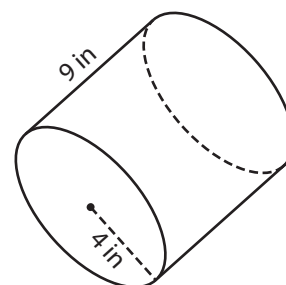
Surface Area = 1,570 ft²

8)



Surface Area = 791.28 yd²

9)



Surface Area = 326.56 in²